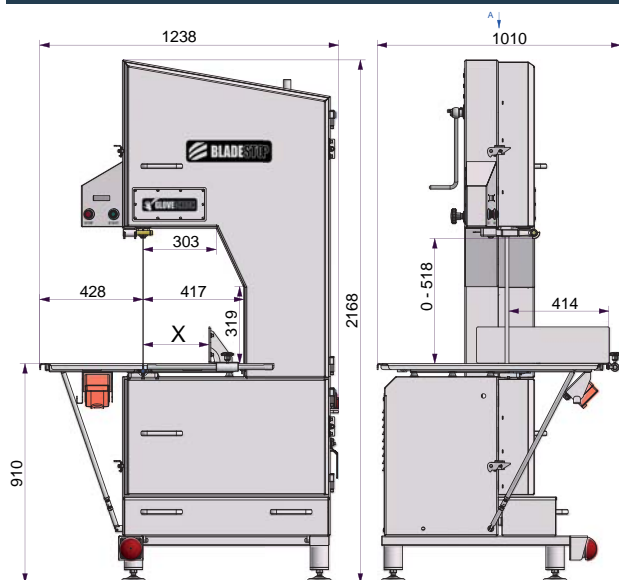


Technical Specifications

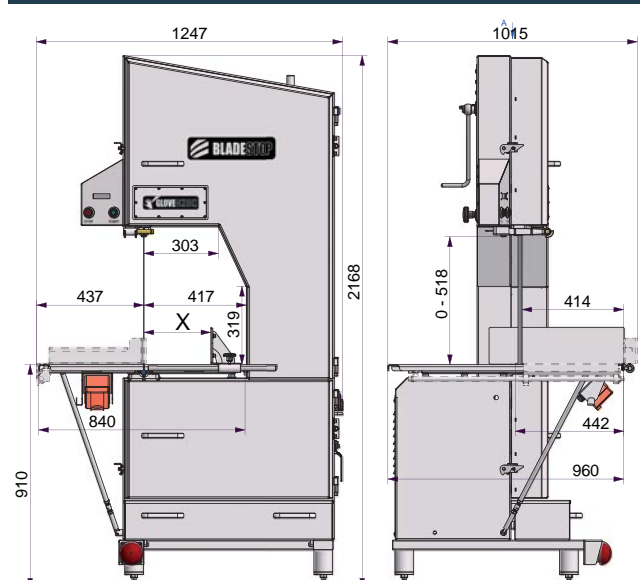
Scott BladeStop™ - Bandsaws Type K400 / K400S

Band saws		K400	K400S
Wheel diameter	mm	430	430
Blade	mm	3700 x 16 / 20	3700 x 16 / 20
Blade speed	m/s	32	32
Engine speed	min ⁻¹	1420	1420
Motor voltage (3 phase)	V	230 / 400	230 / 400
Motor power / protection class IP 54 (optional)	kW	4.0 (6.2)	4.0 (6.2)
Rated current 230 V / 400 V	A	14.9 / 8.6 (22.7 / 13.1)	14.9 / 8.6 (22.7 / 13.1)
Conductor cross-section	mm ²	6.0	6.0
Mains fuse 230 V / 400 V	A slow	25A (4kW / 6.2kW)	25A (4kW / 6.2kW)
Mains fuse 230 V / 400 V with speed control / converter	A slow	32A (4kW / 6.2kW)	32A (4kW / 6.2kW)
Motor brake		Standard	Standard
Noise level (freewheeling operation)	dB(A)	70	85
Net weight (depending on equipment, min. - max.)	kg	447-482	457-515
Gross weight (depending on equipment, min. - max.)	kg	477-502	487-545
Vertical cutting opening	mm	518	518
Lateral cutting opening	mm	417	417
Cutting stroke	mm	414	414
Portioning area X	mm	5- 400	5 - 400
Sliding table W x D	mm	-	437 x 442
Table dimensions W x D x H	mm	840 x 960 x 910	840 x 960 x 910
Machine dimensions W x D x H	mm	1238 x 1010 x 2168	1247 x 1015 x 2168

K400



K400S

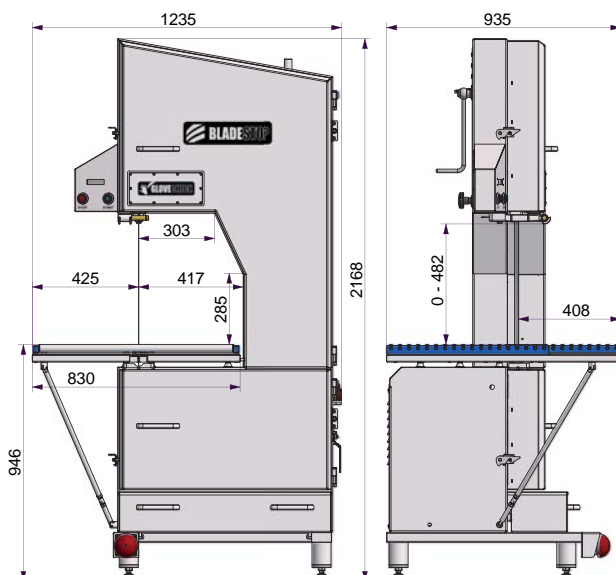


Technical Specifications

Scott BladeStop™ - Bandsaws Type K400RT/ K400RS

Band saws		K400RT	K400RS
Wheel diameter	mm	430	430
Blade	mm	3700 x 16 / 20	3700 x 16 / 20
Band speed	m/s	32	32
Engine speed	min ⁻¹	1420	1420
Motor voltage (3 phase)	V	230 / 400	230 / 400
Motor power / protection class IP 54 (optional)	kW	4.0 (6.2)	4.0 (6.2)
Rated current 230 V / 400 V	A	14.9 / 8.6 (22.7 / 13.1)	14.9 / 8.6 (22.7 / 13.1)
Conductor cross-section	mm ²	6.0	6.0
Mains fuse 230 V / 400 V	A slow	25A (4kW / 6.2kW)	25A (4kW / 6.2kW)
Mains fuse 230 V / 400 V with speed control / converter	A slow	32A (4kW / 6.2kW)	32A (4kW / 6.2kW)
Motor brake		Standard	Standard
Noise level (freewheeling operation)	dB(A)	70	85
Net weight (depending on equipment, min. - max.)	kg	487-498	520-565
Gross weight (depending on equipment, min. - max.)	kg	517-528	550-595
Cutting height opening	mm	482	518
Lateral cutting opening	mm	417	417
Cutting stroke	mm	408	424
Portioning area X	mm	-	5 - 400
Sliding table W x D	mm	-	467 x 970
Table dimensions W x D x H	mm	830 x 935 x 946	879 x 970 x 910
Machine dimensions W x D x H	mm	1235 x 935 x 2168	1277 x 1031 x 2168

K400RT



K400RS

